

Hatbox Square Pendant 16"
Hatbox Square Pendant 24"
Hatbox Square Pendant 30"

HSP16
HSP24
HSP30

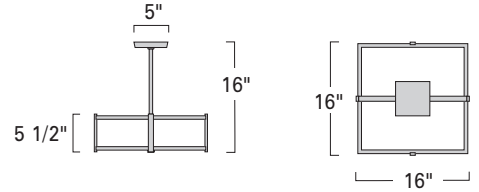
Project Name _____

Fixture Type _____

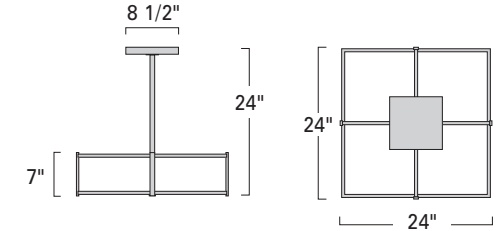
Quantity _____



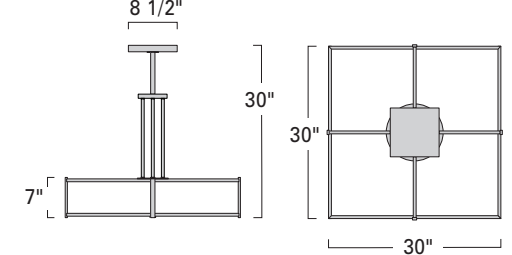
HSP16



HSP24



HSP30



Hatbox Square Pendant 16"
HSP16-QS-PN-AC

Hatbox Square Pendant 24"
HSP24-QS-PN-AC

Hatbox Square Pendant 30"
HSP30-QS-SB-NB-AC

Hatbox Square Sconce
HSS-WM-PN-AC

Hatbox Square Flush Mount
16" or 24"
HSF-FL-PN-AC

LED

| Product Name / Model / Dimensions | | | | | Mounting Options | Diffuser Options | Finish Options | Lamping Options |
|---|--------|-------------|-----------|--------|--|---|--|---|
| Hatbox Square Pendant 16" / HSP16 Hatbox Square Pendant 24" / HSP24 Hatbox Square Pendant 30" / HSP30 | | | | | Standard Single Stem / SS Optional Quad Stem / QS (HSP24 & HSP30 only) | Standard Shiny Opal Acrylic / AC Fabric Diffuser Navy Blue / NB Burlap White / BW Textured White / TW Textured Cream / TC | Standard Architectural Bronze Powder Coat / ABPC Architectural Bronze / AB Polished Brass / PB Satin Brass / SB Premium Brushed Nickel / BN Polished Nickel / PN | Standard HSP16 LED / LED 5200lm, 3000K CCT, 80CRI 42 Watts, 120-277v, 0-10VDC Dimming, 1% Incandescent / IN (2) 60W max candelabra |
| | Width | Body Height | OA Height | Canopy | | | | HSP24 LED / LED 7000lm, 3000K CCT, 80 CRI 62 Watts, 120-277v, 0-10VDC Dimming, 1% Incandescent / IN (4) 60w max candelabra |
| HSP16 | 16.00" | 5.50" | 16.00" | 5.50" | | | | HSP30 LED / LED 11200lm, 3000K CCT, 80 CRI 92 Watts, 120-277v, 0-10VDC Dimming, 1% Incandescent / IN (6) 60w max candelabra |
| HSP24 | 24.00" | 7.00" | 24.00" | 9.00" | | | | |
| HSP30 | 30.00" | 7.00" | 30.00" | 9.00" | | | | |

Dry Location Rated and UL/ETL Listed

Note: All finishes are now powder coat

9_2020

DISCLAIMER:

ILEX Architectural Lighting reserve the right to change specifications related to its product at anytime. USA Made indicates product is manufactured in Michigan facility. Phone: 269-247-1252

0057ILEX