

Columbus Sconce LED

COL1 - Single
COL2 - Double

Project Name _____
 Fixture Type _____
 Quantity _____



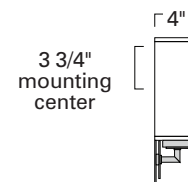
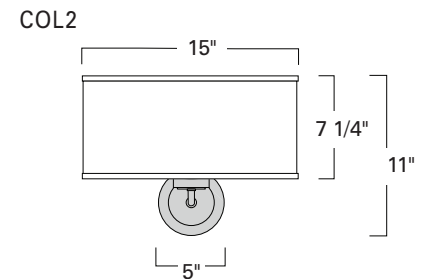
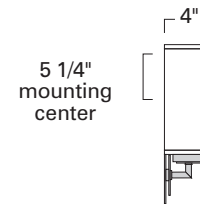
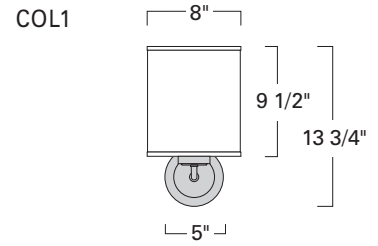
CITY LED Series



Columbus Sconce
COL1-PN/BN-CS



Columbus Double Sconce
COL2-PN/BN-CS



The City Series ADA products are available in a variety of styles and finishes.



Product Name / Model / Dimensions	Mounting Options	Diffuser Options	Finish Options	Lamping Options												
Columbus Circle Single Sconce / COL1 Columbus Circle Double Sconce / COL2	Standard Wall Mount / WM	Standard Cream Linen Shade / CS Junction box located behind shade	Standard Architectural Bronze / AB Polished Brass / PB Satin Brass / SB Optional Brushed Nickel / BN Polished Nickel / PN	Standard LED / LED COL1 1296lm 3000K CCT, 80 CRI 22 Watts; 120v - 277v ELV dimmable (must specify 277v) COL2 2592lm 3000K CCT, 80 CRI 36 Watts; 120v - 277v ELV dimmable (must specify 277v) Optional Incandescent / IN COL1 - (1) 60W max candelabra E12 COL2 - (2) 60W max candelabra E12												
<table border="1"> <thead> <tr> <th></th> <th>Height</th> <th>Width</th> <th>Projection</th> </tr> </thead> <tbody> <tr> <td>COL1</td> <td>13 3/4"</td> <td>8.00"</td> <td>4.00"</td> </tr> <tr> <td>COL2</td> <td>11.00"</td> <td>15.00"</td> <td>4.00"</td> </tr> </tbody> </table>		Height	Width	Projection	COL1	13 3/4"	8.00"	4.00"	COL2	11.00"	15.00"	4.00"				
	Height	Width	Projection													
COL1	13 3/4"	8.00"	4.00"													
COL2	11.00"	15.00"	4.00"													

Note: All finishes are now powder coat

1-2021

Dry Location Rated and UL/ETL Listed

DISCLAIMER:

ILEX Architectural Lighting reserve the right to change specifications related to its product at anytime. USA Made indicates product is manufactured in Michigan, facility. Phone: 269-247-1252