

BEND LED Sconce*

- BEN1**
- BEN2**
- Custom Bend**

Project Name _____

Fixture Type _____

Quantity _____



This LED-integrated sconce offers a variety of design capabilities



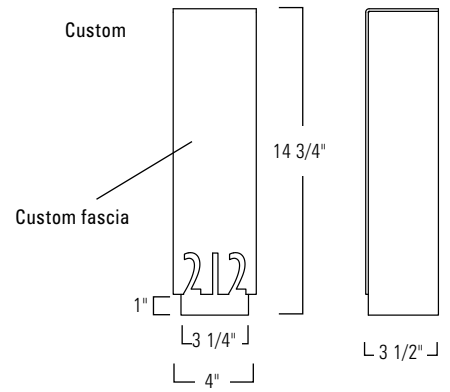
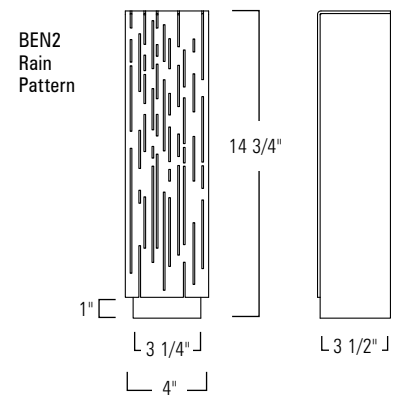
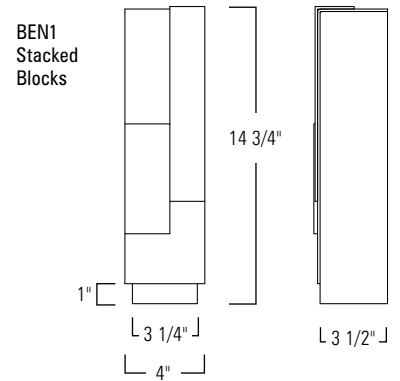
Bend / BEN2
Architectural Bronze / AB
Rain pattern



Bend / BEN1
Satin Brass / SB
Stacked blocks



Custom Bend
Satin Brass/Satin Bronze / SBSB
with laser cut numbers



***Single gang box only, 2" X 3" vertical mount**

LED ADA

Product Name / Model / Dimensions					Mounting Options	Diffuser Options	Finish Options	Custom	Lamping Options
BEND LED Sconce / BEND					Standard Wall Mount / WM	Standard Shiny White Acrylic / AC	Standard Architectural Bronze / AB	Custom Fascia can be customized with pattern, letters, numbers, logo	Standard LED 2000lm, 3000K CCT, 90 CRI 19 Watt 120-277v non dimming
BEN1	Stacked Blocks	4"	14 3/4"	3 1/2"					
BEN2	Rain Pattern	4"	14 3/4"	3 1/2"					
Custom				3 1/2"					
							Brushed Aluminum / BA	Contact factory for different sizes	
							Satin Brass / SB		

Dry Location Rated and UL/ETL Listed

Note: All finishes are now powder coat

8-2022

DISCLAIMER:

ILEX Architectural Lighting reserve the right to change specifications related to its product at anytime. USA Made indicates product is manufactured in Michigan, facility. Phone: 269-247-1252